



TASMAN 50



TASMAN
BOATS



TASMAN 50





TASMAN 50



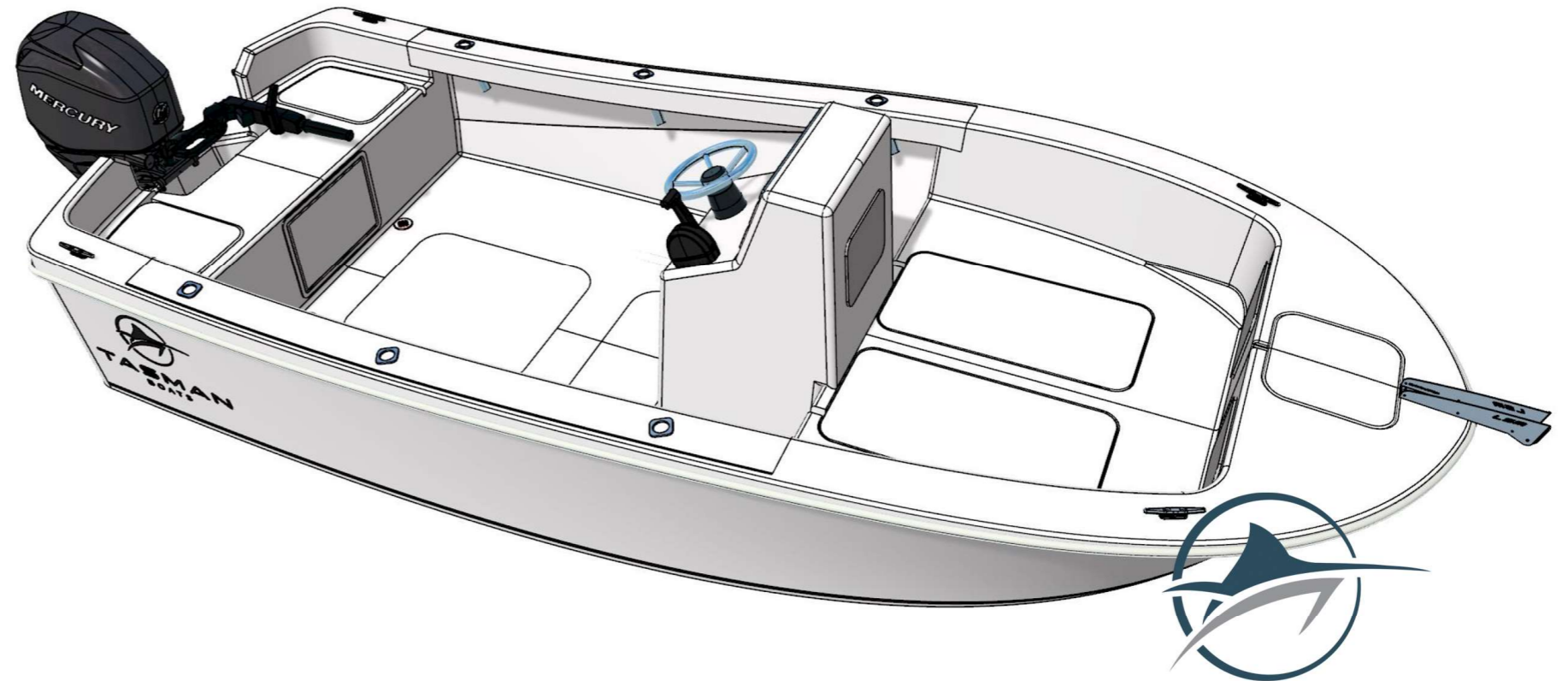
STANDARD INCLUSIONS

- BUILT TO AS1799/AMSA COMMERCIAL STANDARDS
 - FOAM FLOATATION FITTED
 - HAND LAID VINYL ESTER HULL
 - SOLID LAMINATE TRANSOM, NO PLYWOOD/THEMOLITE
 - HAND LAID POLYESTER RESIN DECK
 - UV RESISTANT GELCOAT, MOULDED NON-SKID ON DECK
 - VACUUM INFUSED FOAM CORED BULKHEADS
 - NO TIMBER USED IN VESSEL, 100% COMPOSITE
 - FULLY MOULDED COCKPIT FINISH WITH SEPARATELY MOULDED GUNWALES
 - TWIN LINED LOCKERS/BAIT TANKS OUTBOARD UNDER AFT SEAT
 - AFT UNDER DECK STORAGE/FUEL COMPARTMENT WITH ACCESS HATCH
 - CENTRE UNDER DECK STORAGE WITH ACCESS HATCH
 - TWIN FWD DECK LOCKERS WITH HATCHES
 - FLOORS IN ALL LOCKERS, FLOATATION FOAM UNDER
 - UNDERFLOOR CONDUITS FOR CABLES EACH SIDE
 - 60 LITRE ROTOMOULDED FUEL TANK
 - BILGE PUMP AFT WITH FLOAT SWITCH
 - TWIN AFT COCKPIT DRAINS
 - SINGLE BATTERY SYSTEM UNDER SEAT AFT
 - LONESTAR ANCHOR ROLLER WITH CHAIN/ROPE/ANCHOR LOCKER
 - 4 MOORING SS CLEATS
-
- POWER SINGLE OUTBOARD (TBC)
 - MIN 60HP
 - MAX 150HP
 - LIMIT 210KG ENGINE WEIGHT

OPTIONS


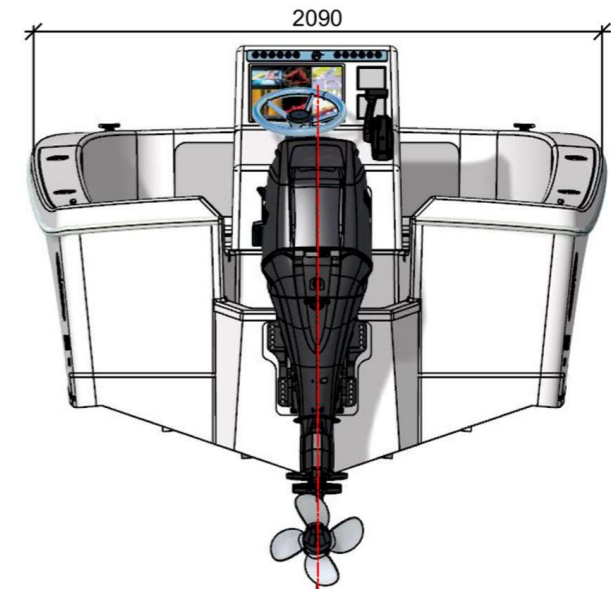
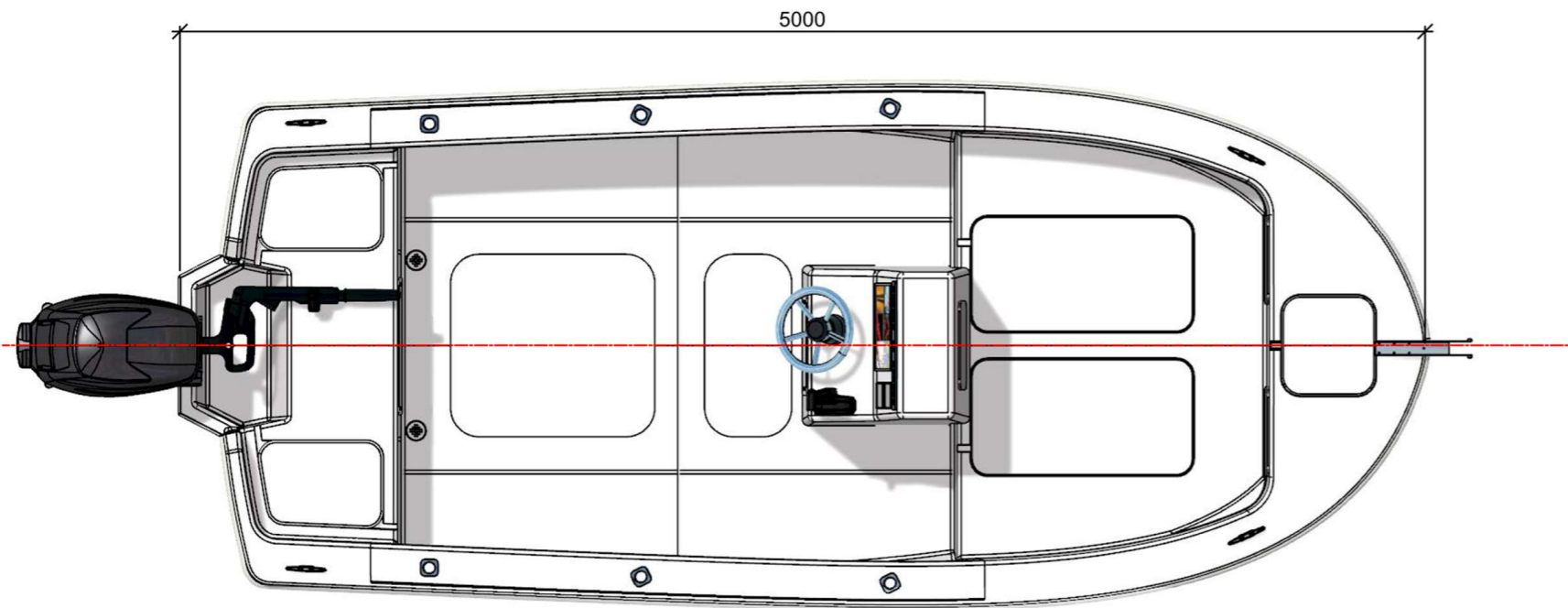
- LED NAVIGATION LIGHTS
- SWITCH PANEL
- CENTRE CONSOLE WITH HYDRAULIC STEERING AND WHEEL
- SEALED, VENTED FUEL TANK COMPARTMENT TO AMSA STANDARDS
- OFFSET CONSOLE AFT FOR INSTRUMENTS IN TILLER STEERED VERSION
- ROD HOLDERS
- LONESTAR GX1 ANCHOR WINCH
- MOULDED TROLLING MOTOR MOUNT
- LIVE BAIT TANK PLUMBING
- DECK WASH PUMP AND PLUMBING
- 150 LITRE ROTOMOULDED FUEL TANK
- HULL AND DECK GELCOAT COLOUR OPTIONS
- FULL COMMERCIAL SURVEY TO AMSA/NSCV STANDARDS (3C RESTRICTED)

NAVAL ARCHITECTURE BY 



TASMAN 50

TASMAN
BOATS

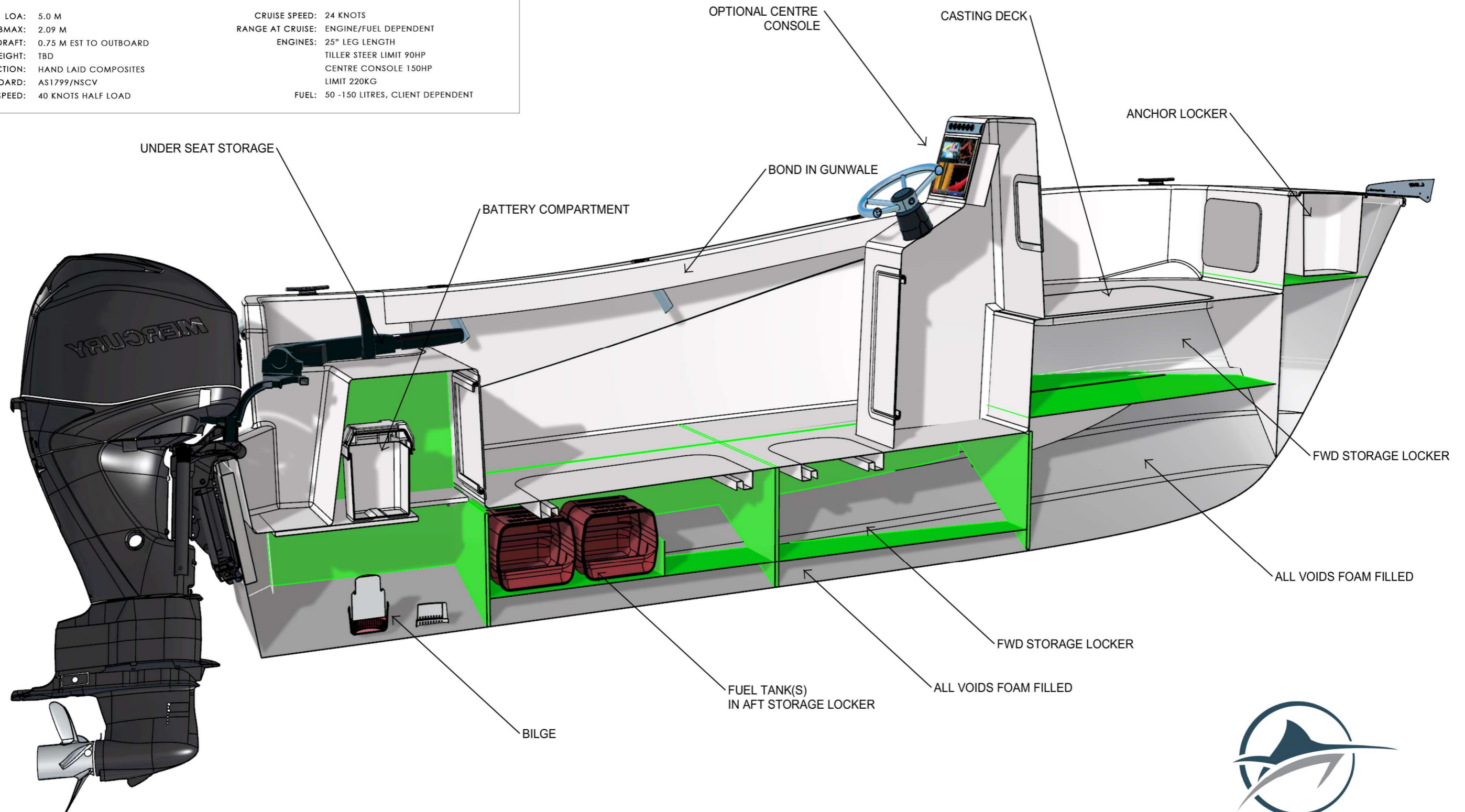


TASMAN 50

TASMAN
BOATS

TASMAN BOATWORKS 50 SPECIFICATIONS

| | | | |
|------------------|------------------------|------------------|----------------------------------|
| LOA: | 5.0 M | CRUISE SPEED: | 24 KNOTS |
| BMAX: | 2.09 M | RANGE AT CRUISE: | ENGINE/FUEL DEPENDENT |
| DRAFT: | 0.75 M EST TO OUTBOARD | ENGINES: | 25" LEG LENGTH |
| WEIGHT: | TBD | | TILLER STEER LIMIT 90HP |
| CONSTRUCTION: | HAND LAID COMPOSITES | | CENTRE CONSOLE 150HP |
| DESIGN STANDARD: | AS1799/NSCV | | LIMIT 220KG |
| MAXIMUM SPEED: | 40 KNOTS HALF LOAD | FUEL: | 50 -150 LITRES, CLIENT DEPENDENT |



TASMAN 50

